

Signify Classified - Internal
Cooper Lighting Solutions Photometric Lab
1121 Highway 74 South
Peachtree City, GA 30269



Scaled data based on original data using
LM-79-08 Approved Method: Electrical and Photometric Measurements of Solid-
State Lighting Products

Test Report Prepared for
Cooper Lighting Solutions
(formerly Eaton)

Brand: STREETWORKS

Report Number: P867920

Luminaire Tested: **MEM2-HSN-SA-60-722-U-T2R-HSS**

Issue Date: 08/21/2024



Test Information

Test Method: LM-79-08
Report Number: P867920
Test Lab: INNOVATION CENTER(G3)
Issue Date: 08/21/2024
Manufacturer: COOPER LIGHTING SOLUTIONS (FORMERLY EATON)
Product Line: STREETWORKS
Catalog Number: MEM2-HSN-SA-60-722-U-T2R-HSS
Description: EPIC MODERN SHORT HOUSING DISCRETE LED ARRAYS 60W 70CRI 2200K
FITXURE w/ TYPE II ROADWAY DISTRIBUTION OPTIC AND HOUSE SIDE SHIELD
Light Source: (20) 2200K CCT, 70 CRI LEDS
Ballast/Driver: ELECTRONIC DRIVER

Summary

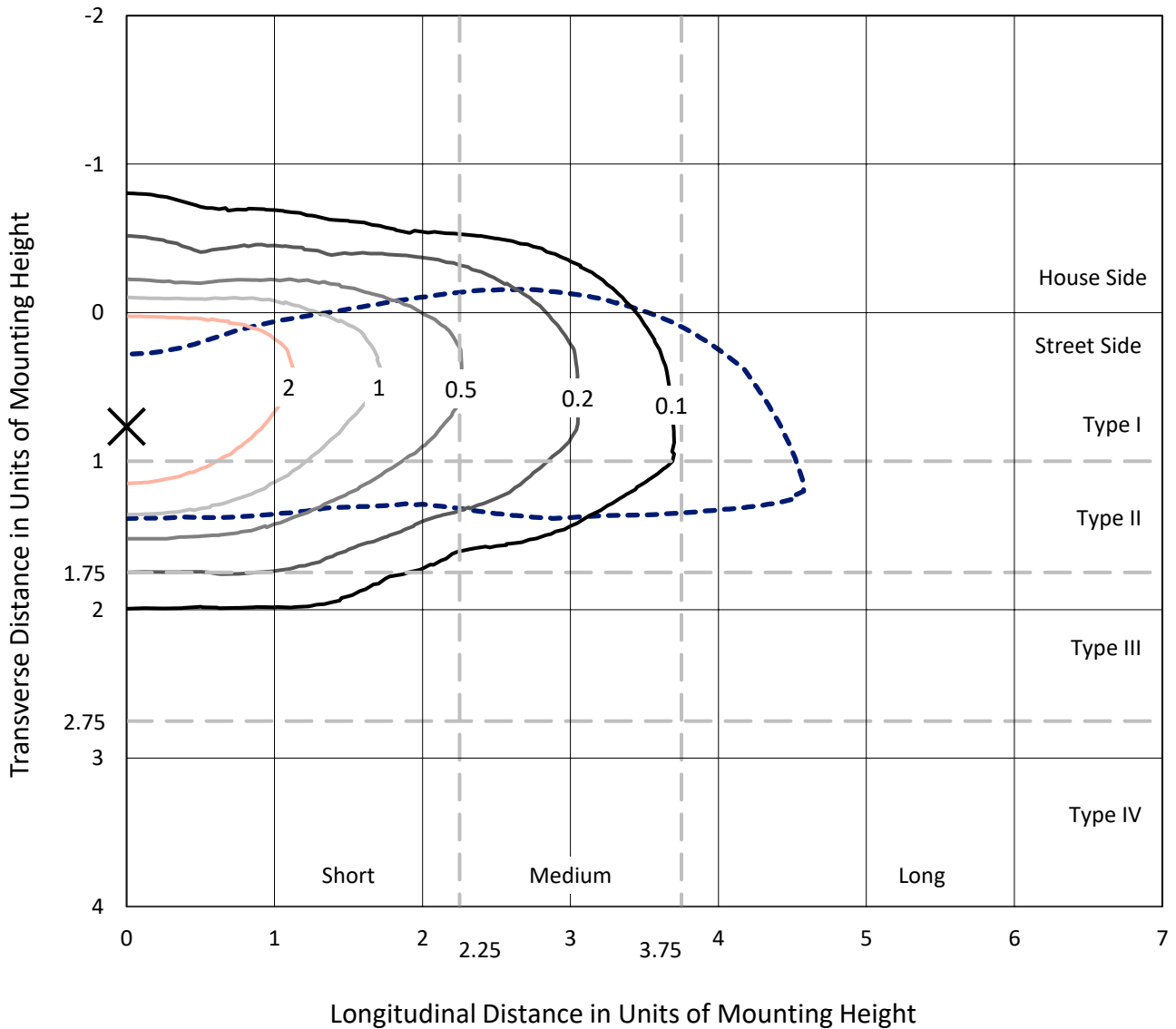
Lumens per Lamp: N/A
Luminaire Lumens: 5741.2 lumens
Efficiency: N/A
Efficacy: 94.1 lumens/watt
Luminous Opening: Rectangular (W 0.67' x L: 0.33' x H: 0')
IES Classification: Type II - Short
BUG Rating: B1 - U0 - G1

Input Watts (W): 61
Input Voltage (V): 120
Input Current (A_{in}): NR
Voltage Rise (V): NR
Power Factor: 0.99
Total Harmonic Distortion (THDi): 9.89%
Frequency (hertz): 60
Stabilization Time: NR
Operation Time: NR
Ambient Temperature (°C): NR
Test Distance: 24 FT

REPORT NUMBER: P867920
 CATALOG NUMBER: MEM2-HSN-SA-60-722-U-T2R-HSS

Iso-Footcandle Lines of Horizontal Illumination

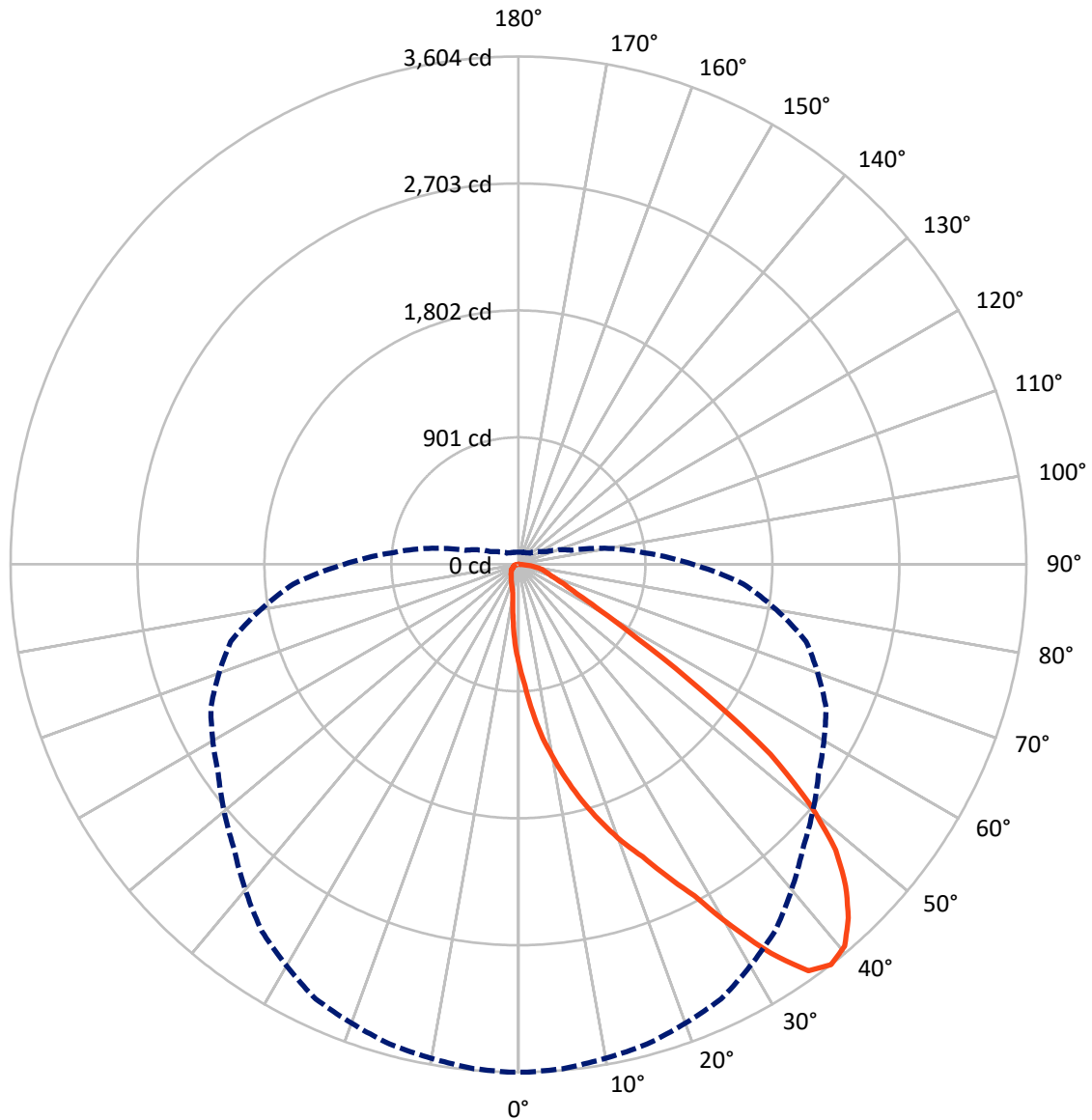
× Max cd
 - - - 1/2 Max cd



Based on 20 foot mounting height. Maximum calculated value = 4.9 fc
 Type II - Short - N/A

REPORT NUMBER: P867920
CATALOG NUMBER: MEM2-HSN-SA-60-722-U-T2R-HSS

Luminous Intensity Polar Plot



— Vertical Plane Through 0-Deg Lateral - - - Horizontal Cone Through 37.5-Deg Vertical

REPORT NUMBER: P867920

CATALOG NUMBER: MEM2-HSN-SA-60-722-U-T2R-HSS

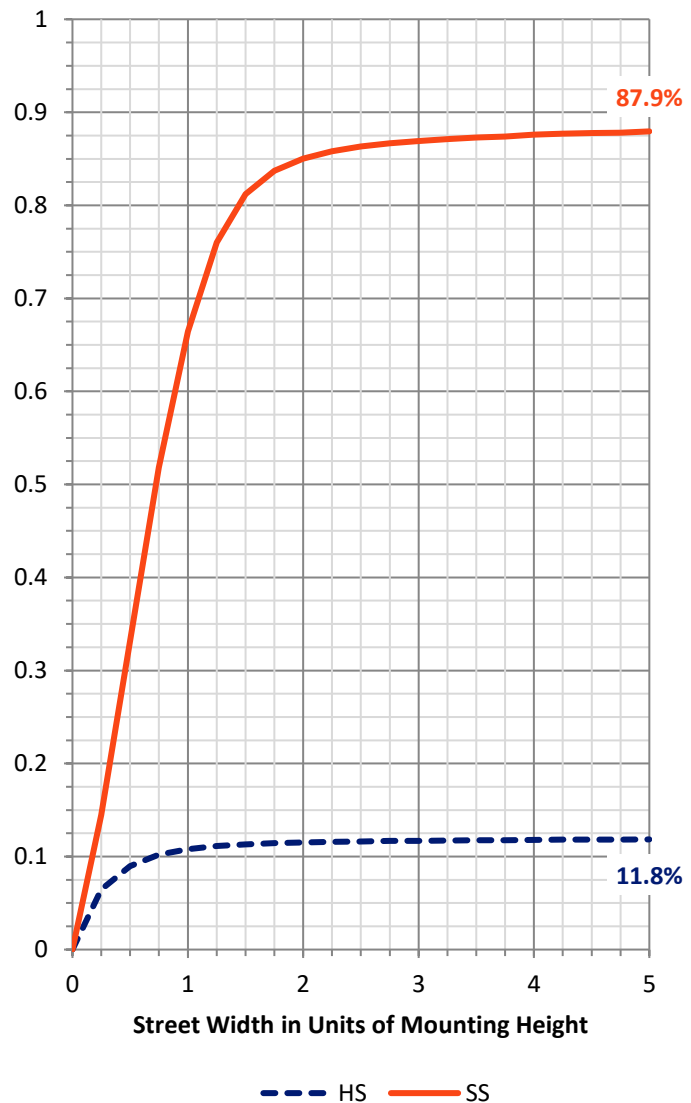
FLUX DISTRIBUTION:

		Downward	Upward	Total
House Side	Lumens	684.8	0.0	684.8
	% Fixture	11.9	0.0	11.9
Street Side	Lumens	5056.5	0.0	5056.5
	% Fixture	88.1	0.0	88.1
Total	Lumens	5741.2	0.0	5741.2
	% Fixture	100.0	0.0	100.0

Coefficient of Utilization

ZONAL LUMENS:

Zone	Lumens	% Fixture
0°-10°	71.4	1.2
10°-20°	249.5	4.3
20°-30°	514.8	9.0
30°-40°	905.7	15.8
40°-50°	1229.8	21.4
50°-60°	1218.4	21.2
60°-70°	938.0	16.3
70°-80°	544.4	9.5
80°-90°	69.2	1.2
90°-100°	0.0	0.0
100°-110°	0.0	0.0
110°-120°	0.0	0.0
120°-130°	0.0	0.0
130°-140°	0.0	0.0
140°-150°	0.0	0.0
150°-160°	0.0	0.0
160°-170°	0.0	0.0
170°-180°	0.0	0.0
0°-90°	5741.2	100.0
0°-180°	5741.2	100.0



REPORT NUMBER: P867920

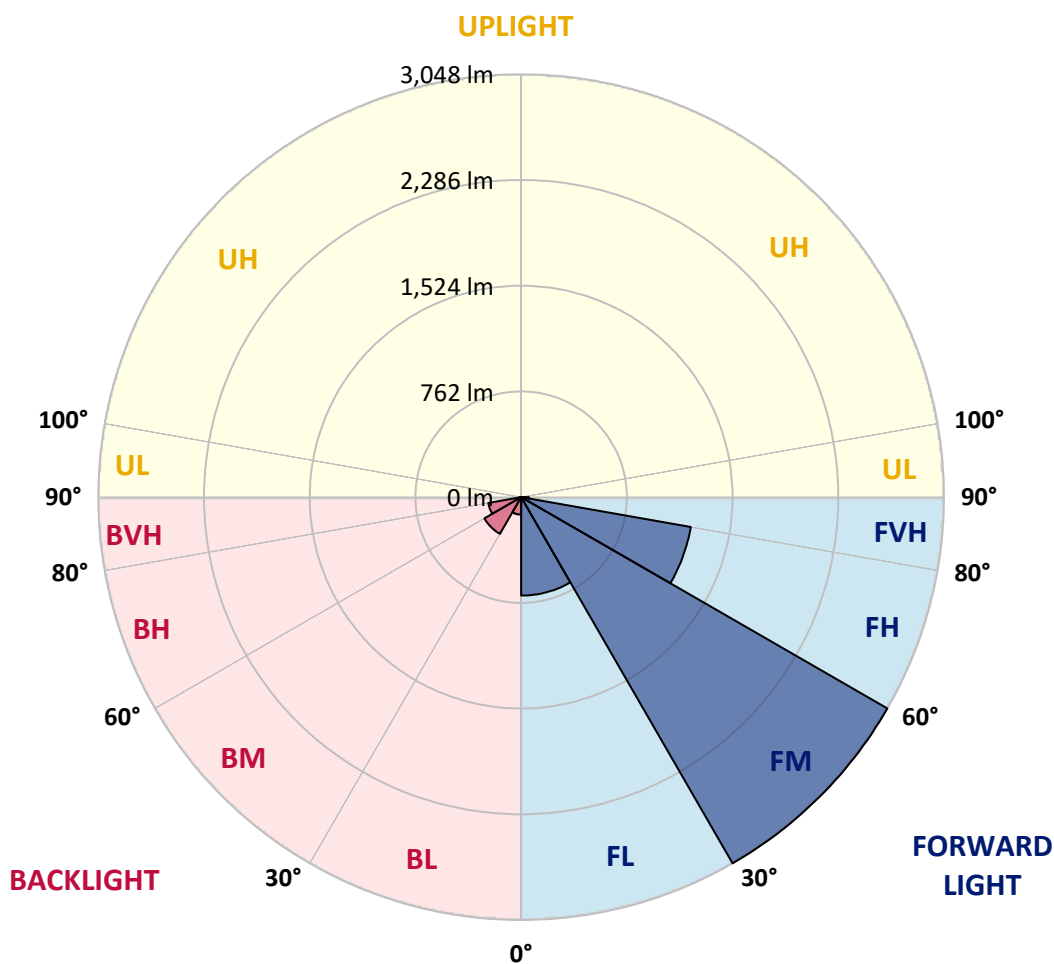
CATALOG NUMBER: MEM2-HSN-SA-60-722-U-T2R-HSS

LUMINAIRE CLASSIFICATION SYSTEM LUMEN TABLE AND BUG RATING:

Zone	Lumens	% Fixture	Zone Rating/Lumen Limit		
			B	U	G
FL (0°-30°)	709.7	12.4			
FM (30°-60°)	3048.1	53.1			
FH (60°-80°)	1242.2	21.6			G1/1800
FVH (80°-90°)	56.5	1.0			G1/100
BL (0°-30°)	125.9	2.2	B1/500		
BM (30°-60°)	305.8	5.3	B1/1000		
BH (60°-80°)	240.3	4.2	B1/500		G1/500
BVH (80°-90°)	12.8	0.2			G1/100
UL (90°-100°)	0.0	0.0		U0/0	
UH (100°-180°)	0.0	0.0		U0/0	

BUG Rating: B1-U0-G1

Type II Short





REPORT NUMBER: P867920

CATALOG NUMBER: MEM2-HSN-SA-60-722-U-T2R-HSS

CANDELA DISTRIBUTION (FULL):

	0°	1°	5°	15°	25°	35°	45°	55°	65°	75°	85°
0°	711.4	711.4	711.4	711.4	711.4	711.4	711.4	711.4	711.4	711.4	711.4
2.5°	857.2	870.0	860.4	852.4	841.2	830.0	814.0	796.3	773.9	746.7	722.6
5°	1051.1	1057.5	1054.3	1049.5	1014.2	980.6	947.0	905.3	847.6	796.3	741.9
7.5°	1245.0	1241.8	1233.8	1219.3	1187.3	1148.8	1088.0	1019.1	937.3	847.6	762.7
10°	1414.8	1419.6	1413.2	1390.8	1350.7	1297.9	1224.1	1145.6	1035.1	910.1	791.5
12.5°	1592.7	1595.9	1595.9	1547.8	1520.6	1438.9	1360.3	1254.6	1131.2	987.0	825.2
15°	1767.3	1760.9	1760.9	1728.9	1680.8	1589.5	1501.3	1373.2	1233.8	1059.1	863.6
17.5°	1934.0	1937.2	1922.7	1887.5	1841.0	1752.9	1643.9	1502.9	1334.7	1145.6	903.7
20°	2099.0	2089.4	2083.0	2047.7	1998.1	1893.9	1789.8	1629.5	1453.3	1243.4	959.8
22.5°	2252.8	2257.6	2241.6	2185.5	2139.1	2044.5	1925.9	1778.5	1578.3	1341.1	1020.7
25°	2451.5	2435.5	2449.9	2382.6	2310.5	2198.3	2063.7	1917.9	1714.4	1461.3	1096.0
27.5°	2663.0	2672.6	2664.6	2590.9	2493.2	2342.5	2201.5	2046.1	1852.2	1575.0	1180.9
30°	2978.7	2973.8	2975.4	2864.9	2703.1	2523.6	2350.6	2180.7	1990.0	1714.4	1280.2
32.5°	3291.1	3308.7	3265.5	3167.7	2981.9	2711.1	2499.6	2310.5	2123.0	1834.6	1381.2
35°	3542.7	3537.9	3520.2	3411.3	3227.0	2964.2	2669.4	2454.7	2264.0	1982.0	1493.3
37.5°	3603.5	3603.5	3592.3	3525.0	3403.3	3175.7	2853.7	2598.9	2408.2	2113.4	1602.3
40°	3563.5	3555.5	3549.1	3504.2	3438.5	3303.9	3047.6	2747.9	2562.1	2283.3	1722.5
42.5°	3432.1	3433.7	3425.7	3400.1	3364.8	3313.5	3167.7	2906.5	2712.7	2443.5	1841.0
45°	3255.8	3259.1	3249.4	3246.2	3228.6	3228.6	3195.0	3031.5	2855.3	2606.9	1970.8
47.5°	3029.9	3028.3	3023.5	3015.5	3050.8	3089.2	3119.7	3102.0	2981.9	2783.2	2087.8
50°	2685.4	2682.2	2696.6	2736.7	2823.2	2908.2	2997.9	3081.2	3073.2	2946.6	2228.8
52.5°	2238.4	2217.6	2233.6	2357.0	2534.8	2723.9	2850.5	2981.9	3119.7	3119.7	2368.2
55°	1565.4	1583.1	1592.7	1773.7	2124.6	2449.9	2672.6	2842.5	3102.0	3257.5	2522.0
57.5°	996.6	1003.0	1031.9	1227.4	1639.1	2046.1	2440.3	2719.1	3036.3	3372.8	2675.8
60°	671.4	648.9	671.4	783.5	1179.3	1605.5	2099.0	2563.7	2941.8	3456.1	2845.7
62.5°	474.3	472.7	479.1	544.8	841.2	1206.5	1671.2	2353.8	2866.5	3460.9	2972.2
65°	382.9	371.7	376.5	413.4	564.0	884.5	1225.7	1974.0	2799.2	3376.0	3034.7
67.5°	307.6	302.8	306.0	330.1	423.0	664.9	863.6	1501.3	2656.6	3231.8	2999.5
70°	251.6	253.2	254.8	278.8	336.5	503.1	616.9	1030.3	2352.2	3068.4	2840.9
72.5°	217.9	217.9	219.5	235.5	282.0	399.0	466.3	669.8	1903.5	2892.1	2549.2
75°	192.3	192.3	192.3	206.7	240.3	320.5	362.1	458.3	1366.8	2565.3	2108.6
77.5°	166.6	168.2	168.2	181.1	206.7	250.0	278.8	317.3	871.6	1982.0	1595.9
80°	128.2	128.2	129.8	144.2	176.3	195.5	205.1	224.3	458.3	1245.0	1012.6
82.5°	89.7	91.3	91.3	92.9	118.6	120.2	110.6	112.2	166.6	413.4	384.5
85°	9.6	11.2	12.8	12.8	20.8	25.6	27.2	25.6	27.2	48.1	48.1
87.5°	0.0	0.0	0.0	0.0	1.6	3.2	3.2	4.8	4.8	4.8	4.8
90°	0.0	0.0	0.0	0.0	0.0	0.0	0.0	0.0	0.0	0.0	0.0



REPORT NUMBER: P867920

CATALOG NUMBER: MEM2-HSN-SA-60-722-U-T2R-HSS

CANDELA DISTRIBUTION (continued):

	90°	95°	105°	115°	125°	135°	145°	155°	165°	175°	180°
0°	711.4	711.4	711.4	711.4	711.4	711.4	711.4	711.4	711.4	711.4	711.4
2.5°	709.8	698.6	674.6	653.7	634.5	618.5	607.3	592.8	581.6	581.6	588.0
5°	714.6	689.0	639.3	592.8	556.0	520.7	488.7	467.9	451.8	442.2	442.2
7.5°	721.0	682.6	607.3	536.8	479.1	423.0	373.3	349.3	325.3	317.3	318.9
10°	733.8	679.4	578.4	487.1	400.6	330.1	282.0	256.4	243.5	237.1	237.1
12.5°	748.3	679.4	548.0	431.0	330.1	258.0	229.1	209.9	203.5	200.3	197.1
15°	767.5	682.6	522.3	371.7	269.2	217.9	197.1	185.9	179.5	176.3	176.3
17.5°	789.9	685.8	495.1	323.7	229.1	192.3	176.3	168.2	161.8	158.6	158.6
20°	818.8	693.8	467.9	280.4	200.3	176.3	161.8	153.8	147.4	145.8	144.2
22.5°	854.0	706.6	440.6	245.1	181.1	160.2	147.4	141.0	136.2	133.0	133.0
25°	895.7	722.6	419.8	219.5	166.6	149.0	137.8	129.8	125.0	123.4	123.4
27.5°	953.4	749.9	399.0	200.3	155.4	137.8	126.6	120.2	115.4	113.8	112.2
30°	1007.8	783.5	389.4	195.5	147.4	128.2	120.2	112.2	107.4	105.8	104.1
32.5°	1078.3	822.0	382.9	195.5	144.2	121.8	112.2	105.8	100.9	99.3	97.7
35°	1153.6	866.8	382.9	201.9	145.8	117.0	105.8	99.3	94.5	91.3	91.3
37.5°	1235.4	911.7	386.2	211.5	150.6	113.8	99.3	92.9	88.1	86.5	86.5
40°	1321.9	972.6	392.6	219.5	155.4	112.2	92.9	88.1	83.3	80.1	80.1
42.5°	1402.0	1020.7	403.8	229.1	158.6	110.6	88.1	83.3	78.5	76.9	76.9
45°	1494.9	1073.5	413.4	235.5	158.6	105.8	83.3	78.5	75.3	73.7	72.1
47.5°	1568.6	1116.8	418.2	238.7	155.4	100.9	78.5	75.3	72.1	68.9	70.5
50°	1658.4	1163.3	426.2	240.3	149.0	94.5	75.3	70.5	67.3	65.7	65.7
52.5°	1744.9	1209.7	432.6	237.1	141.0	86.5	70.5	67.3	64.1	60.9	60.9
55°	1847.4	1261.0	442.2	232.3	128.2	78.5	65.7	62.5	57.7	56.1	54.5
57.5°	1964.4	1328.3	450.2	222.7	112.2	70.5	62.5	57.7	51.3	48.1	48.1
60°	2071.8	1405.2	456.7	198.7	97.7	65.7	57.7	52.9	46.5	44.9	44.9
62.5°	2187.1	1485.3	456.7	157.0	83.3	59.3	54.5	49.7	43.3	41.7	41.7
65°	2267.2	1557.4	442.2	117.0	70.5	56.1	52.9	46.5	40.1	38.5	38.5
67.5°	2289.7	1602.3	402.2	83.3	60.9	52.9	49.7	43.3	38.5	35.3	35.3
70°	2217.6	1567.0	328.5	64.1	52.9	48.1	44.9	40.1	35.3	33.6	33.6
72.5°	2010.9	1432.4	245.1	54.5	46.5	44.9	41.7	36.9	33.6	32.0	32.0
75°	1684.0	1190.5	173.0	48.1	43.3	40.1	36.9	33.6	30.4	30.4	30.4
77.5°	1275.4	860.4	107.4	43.3	36.9	36.9	33.6	30.4	28.8	27.2	27.2
80°	823.6	543.2	60.9	30.4	25.6	27.2	24.0	20.8	20.8	19.2	19.2
82.5°	349.3	214.7	32.0	17.6	12.8	11.2	8.0	8.0	6.4	6.4	6.4
85°	35.3	12.8	6.4	4.8	4.8	3.2	3.2	3.2	3.2	1.6	1.6
87.5°	4.8	4.8	4.8	3.2	3.2	3.2	1.6	1.6	1.6	1.6	1.6
90°	0.0	0.0	0.0	0.0	0.0	0.0	0.0	0.0	0.0	0.0	0.0

Cooper Lighting Solutions Photometric Lab
1121 Highway 74 South
Peachtree City, GA 30269



LM-79-2019: Approved Method: Electrical and Photometric Measurements of Solid-State Lighting Products

Report Prepared for

Cooper Lighting Solutions

Streetworks

Report Number: SP1-2407-157-2

Test Date: 08/07/2024

Luminaire Tested: MEM2-HTN-SA-30-722-U-5WQ-2

Data in this report applies to families of products including MEM2-HTN-SA-30-722-U-5WQ-2

Test Information

Test Method: LM-79-2019
 Report Number: SP1-2407-157-2
 Test Lab: COOPER LIGHTING SOLUTIONS
 Photometer: SP1 - 76IN SPHERE
 Measurement Geometry: 4π
 Issue Date: 08/20/2024
 Manufacturer: COOPER LIGHTING SOLUTIONS
 Product Line: Streetworks
 Catalog Number: **MEM2-HTN-SA-30-722-U-5WQ-2**
 Description: Epic Modern Light Square 30W 5WQ Optic and Flare Trim

Spectral Parameters

CCT (K): 2253
 CIE u': 0.2868
 CIE v': 0.5332
 Duv: -0.0014
 CIE x: 0.4974
 CIE y: 0.4110
 CIE z: 0.0915
 Peak Wavelength (nm): 603
 Dominant Wavelength (nm): 587
 Purity: 72.69432
 Rf: 76.9
 Rg: 92.7

CRI (Ra):	70.6		
R1:	68.4	R9:	-36.0
R2:	88.7	R10:	78.2
R3:	85.4	R11:	61.0
R4:	63.5	R12:	74.2
R5:	69.0	R13:	72.8
R6:	88.9	R14:	92.2
R7:	68.5	R15:	58.0
R8:	32.0		



Test Conditions

Stabilization Time: 29M
 Operation Time: 1H 29M
 Sphere Temperature (°C): 24.1

REPORT NUMBER: SP1-2407-157-2

Measurement and Test Equipment			
Instrument	Identification Number	Calibration Date	Calibration Due Date
Photometer	IN0058	6/18/2024	12/18/2024
Power Meter	INXT2011004	2/8/2024	2/8/2025
AC Power Source	IN0063	10/24/2023	10/24/2024
DC Power Source	IN0208	10/24/2023	10/24/2024
Sphere Thermometer	IN0085	10/24/2023	10/24/2024
Room Thermometer	IN0046	10/24/2023	10/24/2024

REPORT NUMBER: SP1-2407-157-2

CIE 1931 Chromaticity Diagram



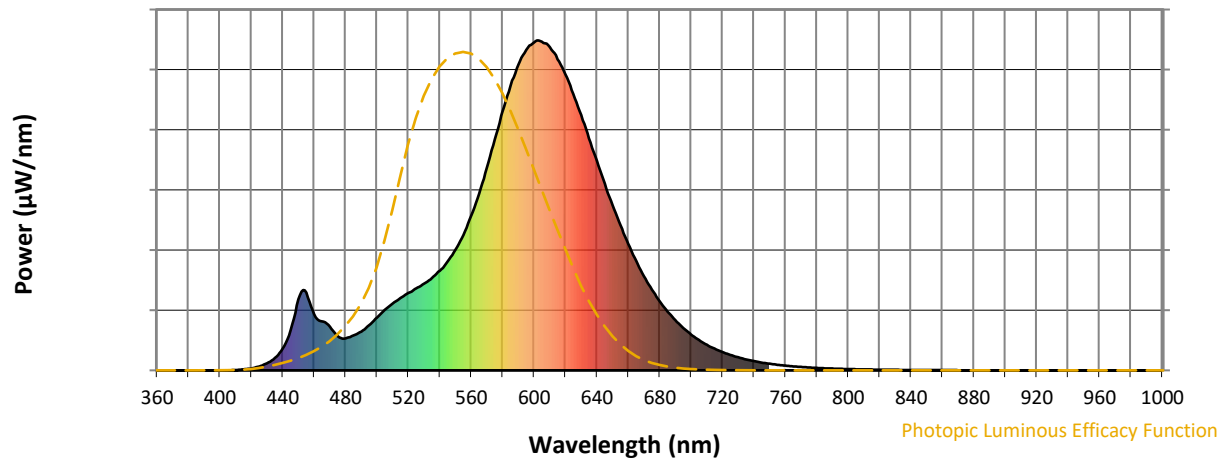
CIE 1931 Chromaticity Diagram with 2017 ANSI 7-Step and 4-Step Quadrangles



Point lies inside the ANSI 2200K 4-step quadrangle

REPORT NUMBER: SP1-2407-157-2

Photopic Flux vs. Wavelength



Photopic Lumens: NR

λ (nm)	Power W [^] /nm	Lumens (ϕ /nm)	λ (nm)	Power W [^] /nm	Lumens (ϕ /nm)	λ (nm)	Power W [^] /nm	Lumens (ϕ /nm)	λ (nm)	Power W [^] /nm	Lumens (ϕ /nm)	λ (nm)	Power W [^] /nm	Lumens (ϕ /nm)
360	0	NR	490	117	NR	620	896	NR	750	20	NR	880	0	NR
365	0	NR	495	137	NR	625	838	NR	755	17	NR	885	0	NR
370	0	NR	500	160	NR	630	774	NR	760	14	NR	890	0	NR
375	0	NR	505	183	NR	635	704	NR	765	12	NR	895	0	NR
380	0	NR	510	202	NR	640	635	NR	770	10	NR	900	0	NR
385	0	NR	515	219	NR	645	565	NR	775	9	NR	905	0	NR
390	0	NR	520	235	NR	650	501	NR	780	7	NR	910	0	NR
395	0	NR	525	249	NR	655	440	NR	785	6	NR	915	0	NR
400	0	NR	530	263	NR	660	383	NR	790	5	NR	920	0	NR
405	0	NR	535	281	NR	665	332	NR	795	5	NR	925	0	NR
410	1	NR	540	302	NR	670	286	NR	800	4	NR	930	0	NR
415	3	NR	545	331	NR	675	245	NR	805	3	NR	935	0	NR
420	6	NR	550	366	NR	680	210	NR	810	3	NR	940	0	NR
425	12	NR	555	411	NR	685	178	NR	815	3	NR	945	0	NR
430	21	NR	560	469	NR	690	152	NR	820	2	NR	950	0	NR
435	38	NR	565	536	NR	695	129	NR	825	2	NR	955	0	NR
440	66	NR	570	614	NR	700	109	NR	830	2	NR	960	0	NR
445	122	NR	575	701	NR	705	92	NR	835	1	NR	965	0	NR
450	215	NR	580	785	NR	710	77	NR	840	1	NR	970	0	NR
455	236	NR	585	863	NR	715	66	NR	845	1	NR	975	0	NR
460	170	NR	590	928	NR	720	55	NR	850	1	NR	980	0	NR
465	148	NR	595	971	NR	725	47	NR	855	1	NR	985	0	NR
470	132	NR	600	994	NR	730	40	NR	860	1	NR	990	0	NR
475	104	NR	605	996	NR	735	33	NR	865	1	NR	995	0	NR
480	97	NR	610	979	NR	740	28	NR	870	1	NR	1000	0	NR
485	105	NR	615	943	NR	745	24	NR	875	0	NR			

REPORT NUMBER: SP1-2407-157-2

Scotopic Flux vs. Wavelength



Scotopic Lumens: NR

S/P: 0.96

λ (nm)	Power W [^] /nm	Lumens (φ/nm)	λ (nm)	Power W [^] /nm	Lumens (φ/nm)	λ (nm)	Power W [^] /nm	Lumens (φ/nm)	λ (nm)	Power W [^] /nm	Lumens (φ/nm)	λ (nm)	Power W [^] /nm	Lumens (φ/nm)
360	0	NR	490	117	NR	620	896	NR	750	20	NR	880	0	NR
365	0	NR	495	137	NR	625	838	NR	755	17	NR	885	0	NR
370	0	NR	500	160	NR	630	774	NR	760	14	NR	890	0	NR
375	0	NR	505	183	NR	635	704	NR	765	12	NR	895	0	NR
380	0	NR	510	202	NR	640	635	NR	770	10	NR	900	0	NR
385	0	NR	515	219	NR	645	565	NR	775	9	NR	905	0	NR
390	0	NR	520	235	NR	650	501	NR	780	7	NR	910	0	NR
395	0	NR	525	249	NR	655	440	NR	785	6	NR	915	0	NR
400	0	NR	530	263	NR	660	383	NR	790	5	NR	920	0	NR
405	0	NR	535	281	NR	665	332	NR	795	5	NR	925	0	NR
410	1	NR	540	302	NR	670	286	NR	800	4	NR	930	0	NR
415	3	NR	545	331	NR	675	245	NR	805	3	NR	935	0	NR
420	6	NR	550	366	NR	680	210	NR	810	3	NR	940	0	NR
425	12	NR	555	411	NR	685	178	NR	815	3	NR	945	0	NR
430	21	NR	560	469	NR	690	152	NR	820	2	NR	950	0	NR
435	38	NR	565	536	NR	695	129	NR	825	2	NR	955	0	NR
440	66	NR	570	614	NR	700	109	NR	830	2	NR	960	0	NR
445	122	NR	575	701	NR	705	92	NR	835	1	NR	965	0	NR
450	215	NR	580	785	NR	710	77	NR	840	1	NR	970	0	NR
455	236	NR	585	863	NR	715	66	NR	845	1	NR	975	0	NR
460	170	NR	590	928	NR	720	55	NR	850	1	NR	980	0	NR
465	148	NR	595	971	NR	725	47	NR	855	1	NR	985	0	NR
470	132	NR	600	994	NR	730	40	NR	860	1	NR	990	0	NR
475	104	NR	605	996	NR	735	33	NR	865	1	NR	995	0	NR
480	97	NR	610	979	NR	740	28	NR	870	1	NR	1000	0	NR
485	105	NR	615	943	NR	745	24	NR	875	0	NR			

REPORT NUMBER: SP1-2407-157-2

Melanopic Flux vs. Wavelength



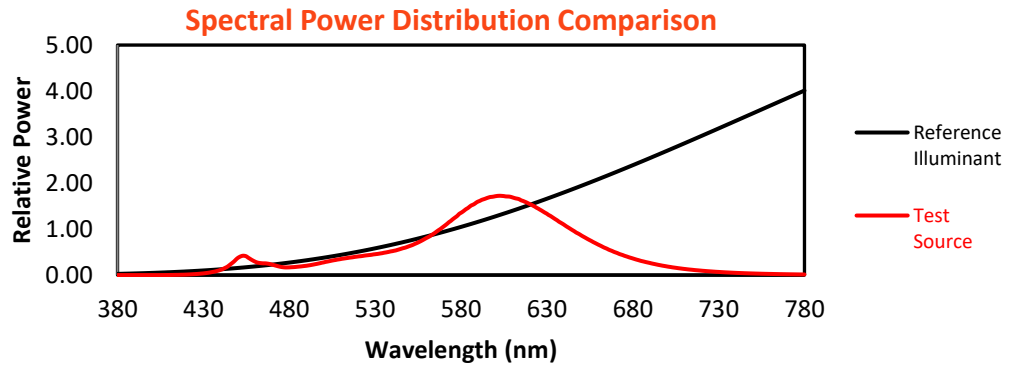
Melanopic Lumens: NR

M/P: 1.71

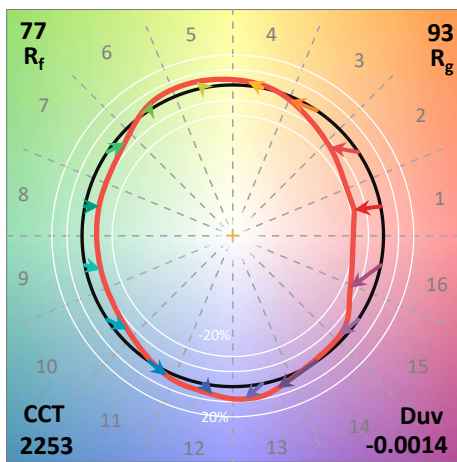
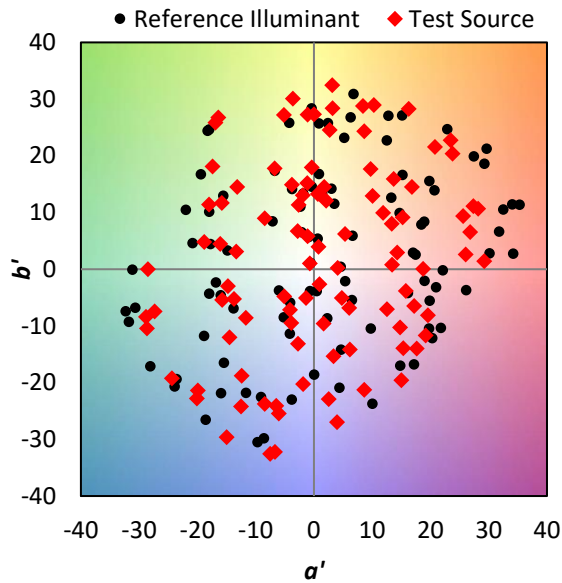
λ (nm)	Power W [^] /nm	Lumens (φ/nm)	λ (nm)	Power W [^] /nm	Lumens (φ/nm)	λ (nm)	Power W [^] /nm	Lumens (φ/nm)	λ (nm)	Power W [^] /nm	Lumens (φ/nm)	λ (nm)	Power W [^] /nm	Lumens (φ/nm)
360	0	NR	490	117	NR	620	896	NR	750	20	NR	880	0	NR
365	0	NR	495	137	NR	625	838	NR	755	17	NR	885	0	NR
370	0	NR	500	160	NR	630	774	NR	760	14	NR	890	0	NR
375	0	NR	505	183	NR	635	704	NR	765	12	NR	895	0	NR
380	0	NR	510	202	NR	640	635	NR	770	10	NR	900	0	NR
385	0	NR	515	219	NR	645	565	NR	775	9	NR	905	0	NR
390	0	NR	520	235	NR	650	501	NR	780	7	NR	910	0	NR
395	0	NR	525	249	NR	655	440	NR	785	6	NR	915	0	NR
400	0	NR	530	263	NR	660	383	NR	790	5	NR	920	0	NR
405	0	NR	535	281	NR	665	332	NR	795	5	NR	925	0	NR
410	1	NR	540	302	NR	670	286	NR	800	4	NR	930	0	NR
415	3	NR	545	331	NR	675	245	NR	805	3	NR	935	0	NR
420	6	NR	550	366	NR	680	210	NR	810	3	NR	940	0	NR
425	12	NR	555	411	NR	685	178	NR	815	3	NR	945	0	NR
430	21	NR	560	469	NR	690	152	NR	820	2	NR	950	0	NR
435	38	NR	565	536	NR	695	129	NR	825	2	NR	955	0	NR
440	66	NR	570	614	NR	700	109	NR	830	2	NR	960	0	NR
445	122	NR	575	701	NR	705	92	NR	835	1	NR	965	0	NR
450	215	NR	580	785	NR	710	77	NR	840	1	NR	970	0	NR
455	236	NR	585	863	NR	715	66	NR	845	1	NR	975	0	NR
460	170	NR	590	928	NR	720	55	NR	850	1	NR	980	0	NR
465	148	NR	595	971	NR	725	47	NR	855	1	NR	985	0	NR
470	132	NR	600	994	NR	730	40	NR	860	1	NR	990	0	NR
475	104	NR	605	996	NR	735	33	NR	865	1	NR	995	0	NR
480	97	NR	610	979	NR	740	28	NR	870	1	NR	1000	0	NR
485	105	NR	615	943	NR	745	24	NR	875	0	NR			

Summary

$R_f = 76.9$
 $R_g = 92.7$
 CIE $R_a = 70.6$
 $R_9 = -36.0$

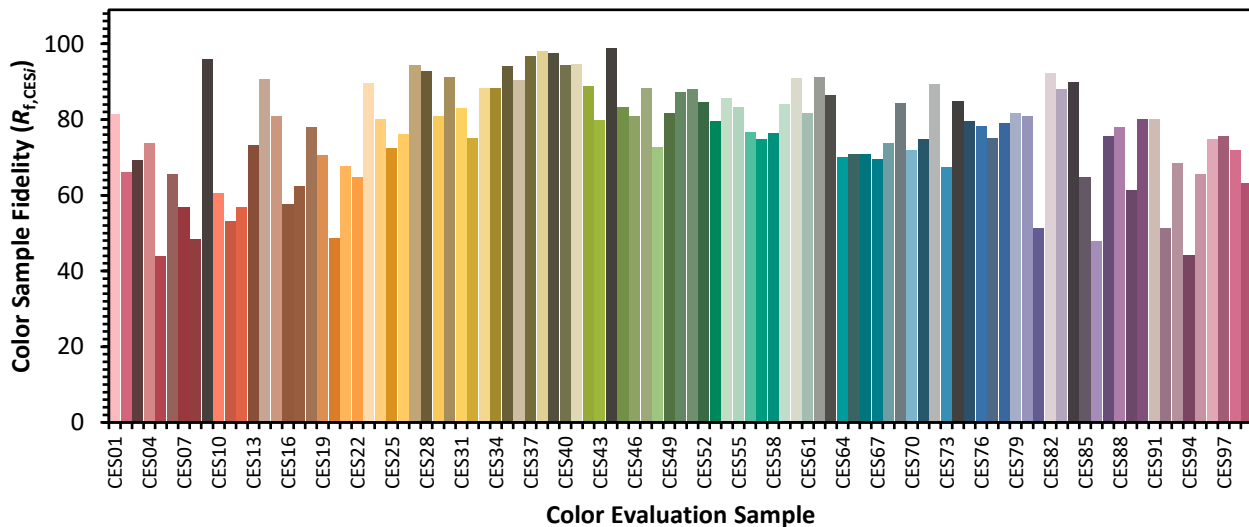


Color Vector Graphics

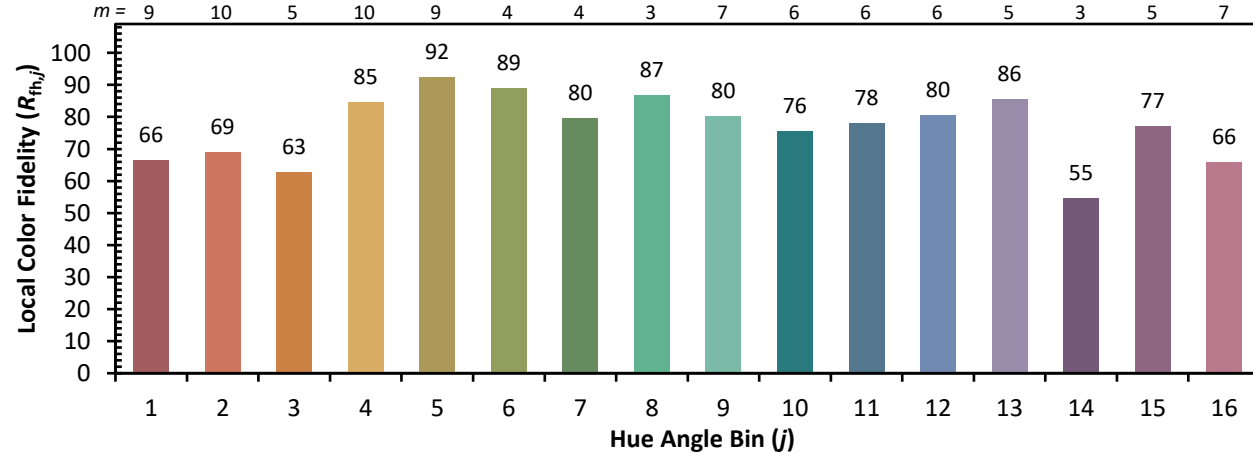


Individual Sample Fidelity Index ($R_{f,i}$)

CES01 = 87	CES26 = 76	CES51 = 88	CES76 = 78
CES02 = 65	CES27 = 94	CES52 = 85	CES77 = 75
CES03 = 32	CES28 = 93	CES53 = 80	CES78 = 79
CES04 = 72	CES29 = 81	CES54 = 86	CES79 = 82
CES05 = 51	CES30 = 91	CES55 = 83	CES80 = 81
CES06 = 52	CES31 = 83	CES56 = 77	CES81 = 51
CES07 = 44	CES32 = 75	CES57 = 75	CES82 = 92
CES08 = 42	CES33 = 88	CES58 = 76	CES83 = 88
CES09 = 29	CES34 = 88	CES59 = 84	CES84 = 90
CES10 = 79	CES35 = 94	CES60 = 91	CES85 = 65
CES11 = 62	CES36 = 90	CES61 = 82	CES86 = 48
CES12 = 68	CES37 = 97	CES62 = 91	CES87 = 76
CES13 = 45	CES38 = 98	CES63 = 86	CES88 = 78
CES14 = 75	CES39 = 97	CES64 = 70	CES89 = 61
CES15 = 72	CES40 = 94	CES65 = 71	CES90 = 80
CES16 = 48	CES41 = 95	CES66 = 71	CES91 = 80
CES17 = 51	CES42 = 89	CES67 = 70	CES92 = 51
CES18 = 57	CES43 = 80	CES68 = 74	CES93 = 68
CES19 = 74	CES44 = 99	CES69 = 84	CES94 = 44
CES20 = 68	CES45 = 83	CES70 = 72	CES95 = 66
CES21 = 88	CES46 = 81	CES71 = 75	CES96 = 75
CES22 = 81	CES47 = 88	CES72 = 89	CES97 = 76
CES23 = 92	CES48 = 73	CES73 = 68	CES98 = 72
CES24 = 92	CES49 = 82	CES74 = 85	CES99 = 63
CES25 = 73	CES50 = 87	CES75 = 80	



Color Rendition by Hue-Angle Bin



Measure Comparisons



(END OF REPORT)